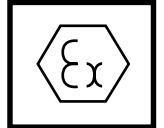


TERMINAL BOXES

EExe - Weatherproof

CP Range



Introduction

This range of Polyester Resin terminal boxes offers a variety of enclosure sizes, terminals and cable entries. The terminal boxes are fitted to order with terminals and cable entries.

The polyester enclosures are suitable for use offshore or onshore where light weight combined with a high level of corrosion resistance is required.

- ★ Zone 1, Zone 2 and Safe Area.
- ★ EExe II T6/T5.
- ★ IP66.
- ★ Low maintenance.
- ★ Lightweight.
- ★ Strong.
- ★ Corrosion Free.

MEDC Ltd, Colliery Road,
Pinxton, Nottingham NG16 6JF, UK.
Tel: +44 (0)1773 864100
Fax: +44 (0)1773 582800

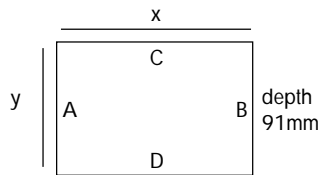
MEDC International, 5829 West Sam Houston Parkway,
North, Suite 1005, Houston, Texas 77041, USA.
Tel: +1 (713) 937 9772
Fax: +1 (713) 937 9773

MEDC Norway, Børehaugen 3,
4006, Stavanger, Norge.
Tel: +47 51 91 75 80
Fax: +47 51 91 75 89

Sales Enq. Fax: +44 (0)1773 582830 Sales Orders Fax: +44 (0)1773 582832
E-Mail: sales@medc.com Web: www.medc.com



ENCLOSURE SIZES (mm)



Box Type	Dimensions (mm)	
	x	y
CP-04	170	112.5
CP-05	170	170
CP-06	227	170
CP-07	340.5	170
CP-08	340.5	340.5
CP-09	681.5	340.5

Material:

Enclosure – polyester resin, glass fibre reinforced, impact strength $\geq 7\text{Nm}$, surface resistance $\leq 10\text{ ohm}$, material is flame resistant self-extinguishing.

Gasket – EPDM foam.

Certification:

EExe II T6/T5 EN50014 and EN50019. PTB Ex-90.C.3145.

Ambient Temperature:

-20°C to $+40^{\circ}\text{C}$ (T6) / -20°C to $+55^{\circ}\text{C}$ (T5).

Ingress Protection:

IP66.

Finish:

Natural finish dark grey (similar to RAL7024). Enclosures may also be painted to customer specifications.

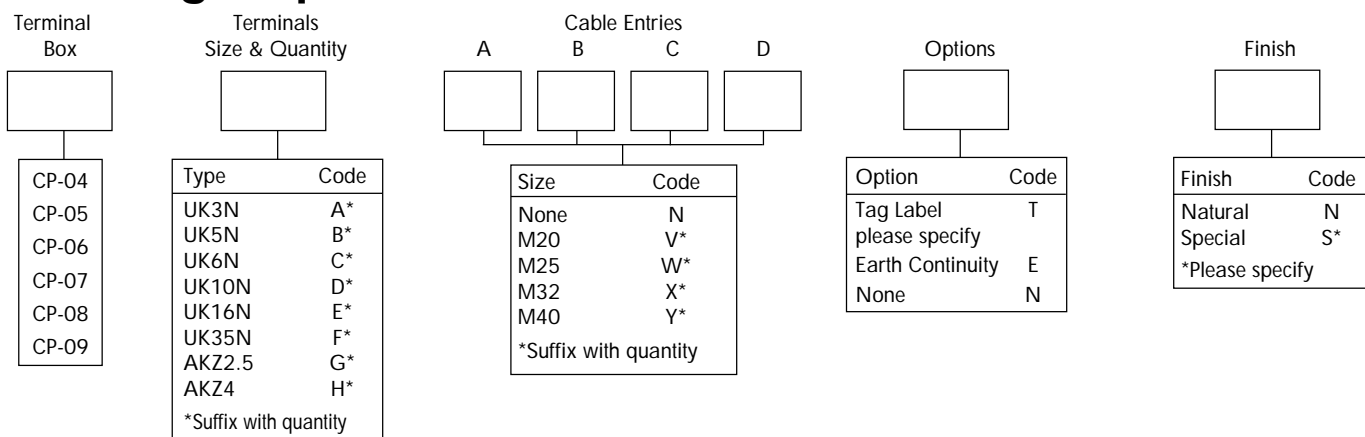
Maximum number of terminals per enclosure

Terminal Type	Max Cable Size	Max Voltage	Enclosure					
			CP-04	CP-05	CP-06	CP-07	CP-08	CP-09
UK3N	2.5mm ²	690	18	21	27	54	141	282
UK5N	4mm ²	690	14	18	23	45	120	240
UK6N	6mm ²	690	-	13	17	26	58	116
UK10N	10mm ²	690	-	11	14	22	48	96
UK16N	16mm ²	690	-	8	12	17	39	80
UK35	35mm ²	690	-	-	-	7	17	34
AKZ2.5	2.5mm ²	60	18	34	54	88	188	376
AKZ4	4mm ²	250	16	30	46	74	160	320

Maximum number of cable entries per enclosure

Cable Entry	CP04		CP05		CP06		CP07		CP08		CP09	
	A&B	C&D	A&B	C&D	A&B	C&D	A&B	C&D	A&B	C&D	A&B	C&D
M20	2	3	3	5	5	6	5	11	11	12	12	22
M25	1	2	2	3	3	3	3	7	7	8	8	14
M32	1	2	1	2	2	3	2	5	5	5	5	10
M40	1	1	1	2	2	2	2	4	4	4	4	8

Ordering Requirements



Example: CP05A4B2ANBV2CNDW1TEN = CP-05 enclosure c/w 4 off UK3N and 2 off UK5N terminals with 2 x M20 entries in side B and 1 x M25 in side D, including tag label and earth continuity with a natural finish.



All the above specifications, dimensions, weights and tolerances are nominal (typical) and MEDC reserve the right to vary all data without prior notice. No liability is accepted for any consequence of use.